



Los Algodones (Molar City) Dental Tourism Report, 2025

Author - Medical Tourism Corporation (MTC) Staff

A Comprehensive Analysis Of Patient Volume, Pricing Dynamics, Quality Standards, And Economic Impact In The World's Largest Dental Tourism Destination

Table of Contents

1. Executive Summary

- 1.1. Key Findings
- 1.2. Report Scope, Methodology, and Data Sources

2. Market Overview & Profile

- 2.1. Geographic and Demographic Profile of Los Algodones
- 2.2. Estimated Annual Patient Volume and Visitor Origin
- 2.3. Number of Active Dental Clinics and Supporting Businesses
- 2.4. Seasonal Patterns and Peak Traffic Periods

3. Closest US Cities to Los Algodones.

- 3.1. Travel Methods & Border Information
- 3.2. Best Time to Visit Los Algodones for Dental Work
- 3.3. Additional Benefits of Visiting Los Algodones

4. Cost & Pricing Analysis

- 4.1. Procedure-Level Price Comparison: Us/Canada Vs. Los Algodones
- 4.2. Average Patient Savings Per Visit
- 4.3. Total Trip Cost Model
- 4.3. Insurance and Out-of-Pocket Expenditure Trends

5. Patient Demographics & Behavior

- 5.1. Traveler Origin Breakdown
- 5.2. Age, Income, and Insurance-Status Profiles

5.3. Most-Requested Procedures By Patient Segment

5.4. Repeat Visitation Rates and Referral Patterns

6. Quality, Safety & Regulatory Environment

- 6.1. Mexican Dental Licensing and Accreditation Standards
- 6.2. Reported Patient Outcomes and Satisfaction Data
- 6.3. Complaint and Adverse Event Landscape
- 6.4. Cross-Border Regulatory Gaps and Oversight Challenges

7. Economic Impact & Local Ecosystem

- 7.1. Estimated Annual Revenue Generated By Dental Tourism
- 7.2. Employment and Ancillary Business Activity
- 7.3. Cross-Border Economic Spillover Into Yuma, Az and Region

8. Trends, Risks & Outlook (2025–2027)

- 8.1. Post-Pandemic Recovery Trajectory and 2024–2025 Volume Trends
- 8.2. Impact of Us Dental Insurance Policy Changes
- 8.3. Border Security, Travel Advisories, and Patient Confidence
- 8.4. Digital Health, Teledentistry, and Technology Adoption
- 8.5. Competitive Landscape: Other Dental Tourism Destinations

Key Findings

Active Dental Clinics

350

~2Km2 Walkable Area

Licensed Dentists

600+

ADM / ADA Affiliations

Annual Dental Tourists

3M+

6,000+/Day at Peak

Market Size (2025)

\$0.58B

To Reach \$1.37B by 2035

Avg. Spend/Patient

\$1,740

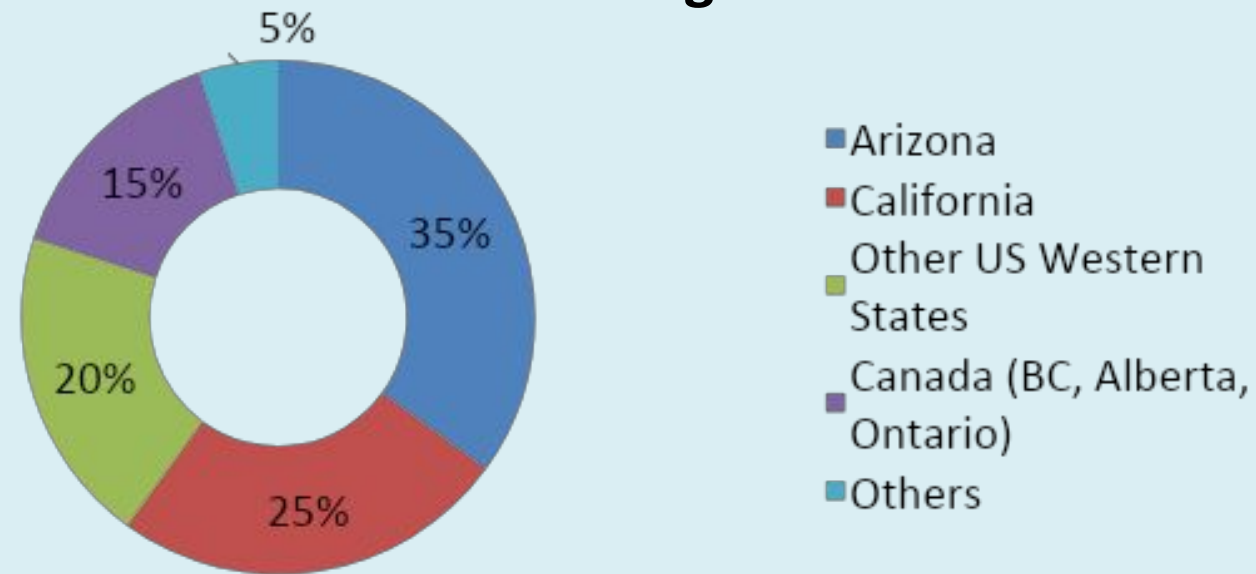
Ancillary: \$300-400M/Year

CAGR 2025–2035

9.0%

Post-pandemic Recovery

Traveler Origin



Large American patient base & smaller portion from Canada

Cost Savings vs. US Prices

Single Implant

82%

All-on-4 Implant

66%

PFM Crown

79%

Root Canal (Molar)

80%

Zirconia Crown

73%

Surgical Extraction

70%

Day-tripper from Yuma saves ~\$880–\$910 on a single crown visit vs. US equivalent cost of \$1,300

OPPORTUNITIES

Teledentistry Pre-consults

CAD/CAM Same-day Crowns

Younger Uninsured Cohort

Multi-clinic Group Models

Medicare Gap Demand

Repeat Implant Patients

Digital Review Marketing

Fly-in Patient Expansion

Peak Season
Nov - Apr

Avg. Clinic Review Score
4.6 - 5.0 / 5.0

Implant Success Rate
70–80%

Level 3 Baja CA Advisory

Inconsistent Clinic Quality

Border Friction/ Wait Times

US Medicare Expansion Risk

No Cross-border Complaint

Snowbird Traffic Volatility

Insurance Reimbursement Lag

Jurisdictional Redress Gaps

RISKS

This market relies on a structural insurance gap. Over 80% of patients are uninsured or underinsured. This situation makes demand fairly steady despite competition, but it is sensitive to border policy and perception risk.

Report Scope, Methodology, and Data Sources

- This report takes a close look at Los Algodones, Mexico, as a dental tourism destination. It covers market size, patient demographics, pricing differences and trends, quality standards, and the economic impact for the years 2025 to 2035.
- Data was collected from Medical Tourism Corporation (MTC) and compared with costs in the US and Canada to determine savings for specific procedures. Patient volume and border crossing trends were gathered from the US Bureau of Transportation Statistics' annual dataset for border crossings, further supported by Google Trends analysis.
- Demographic and insurance coverage data was obtained from the ADA Health Policy Institute, the National Association of Dental Plans, and KFF Health News.
- Regulatory and quality standards were assessed in line with Mexican federal guidelines through COFEPRIS licensing rules.
- The economic impact, including direct jobs, additional business activity, and cross-border effects in the Yuma, Arizona metro area, was evaluated using data from Yuma County government and reports from the Imperial Valley Press.
- Market size projections for 2025 to 2035 are based on an analysis of recovery trends after the pandemic. All dollar amounts are based on 2025 price levels. Cost ranges reflect observed variations rather than specific estimates to account for differences among clinic tiers and procedure complexity.

Sources:

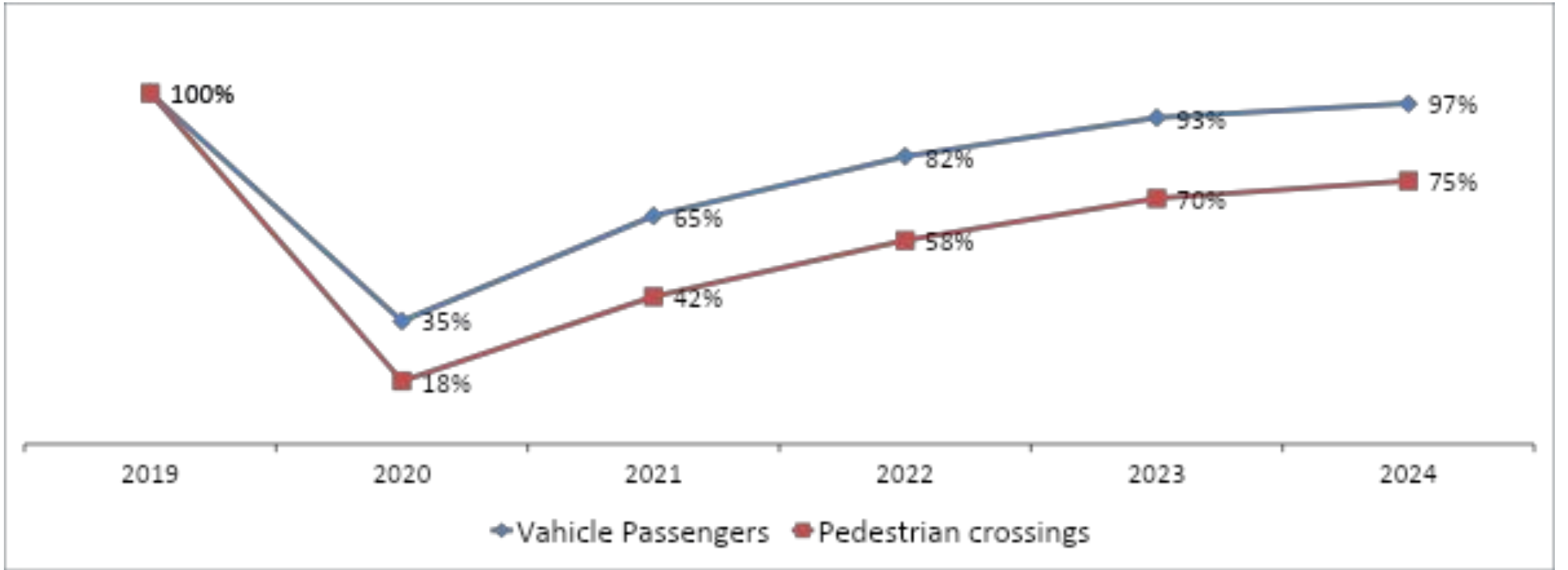
- American Dental Association (ADA) Health Policy Institute - National Dental Expenditures; National Trends in Dental Care Use
- National Association of Dental Plans (NADP) - Understanding Dental Benefits; Addressing Retiree Oral Health Needs
- US Bureau of Transportation Statistics (BTS) - Border Crossing Data Annual Release 2023–2024
- The Federal Commission for the Protection Against Sanitary Risks (COFEPRIS) - Regulatory framework
- KFF Health News - Qualitative Data on Insurance Trends
- Imperial Valley Press (IV Press) - Economic Impact & Ecosystem
- Oral Health Group - Insurance and Out-of-pocket Expenditure
- Medical Tourism Corporation (MTC)
- Globalcare Network - Qualitative Data
- Other Prominent Sources:
 - Canadian Dental Association, Mexican Dental Association, National Institute of Statistics and Geography (INEGI)
 - yumacountyaz.gov, ValuePenguin, The Guardian Life Insurance Company of America, Travepulse by Northstar, U.S. Embassy & Consulates in Mexico
 - Research Articles Published by Springer Nature, National Center for Biotechnology Information, PubMed, etc.

Market Overview & Profile

Geographic and Demographic Profile of Los Algodones

Parameters	Details
Official Name	Vicente Guerrero / Los Algodones
Resident Population (2010 census)	5,474
Estimated Current Population	~6,000
Distance to Yuma, Arizona	12 Miles
Nearest US Port of Entry	Andrade Port of Entry
Peak Dental Tourist Season	Nov to Apr

Estimated Annual Patient Visit Trend

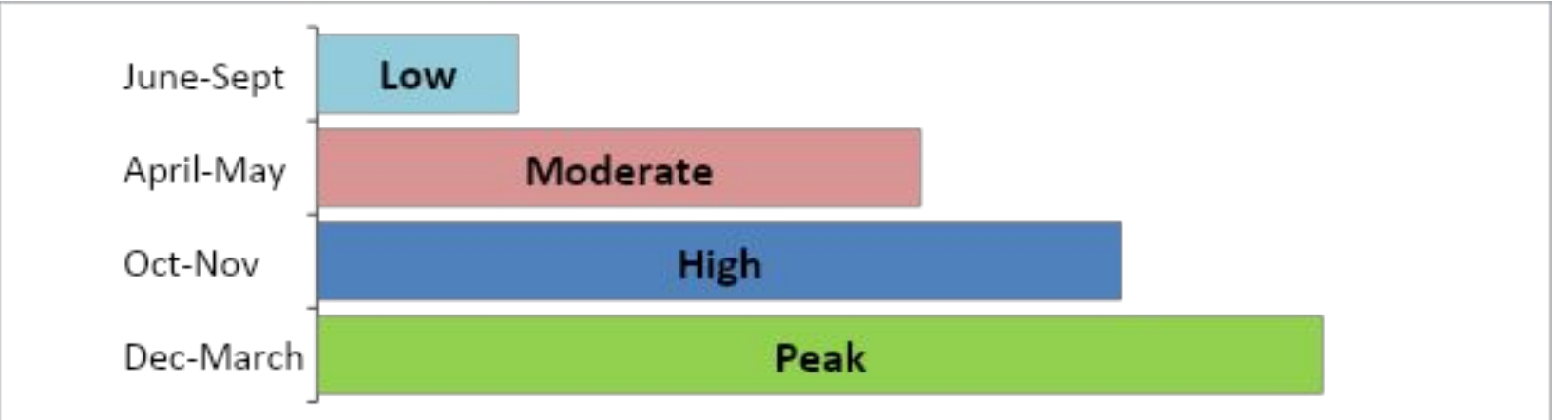


No. of Active Dental Clinics & Supporting Businesses

Dental Clinics	Active Dentists	Dental Laboratories	Pharmacies	Hotels/ Guesthouses	Optical Shops	Restaurants/ Food Vendors
350	600+	100-200	200+	30-50	150+	100+

source: Dental Clinics and Dentists - MTC: Dental Work in Los Algodones

Seasonal Patterns & Peak Traffic Periods



- Los Algodones, a small town located at the US-Mexico border. It sits just 12 miles west of Yuma, Arizona. Its close distance to the Andrade Port of Entry in California is a major advantage for the market. US patients can park on the American side, cross on foot, get full dental treatment, and return home all in one day. This convenience is unmatched by any other international dental destination.
- It is packed with clinics, dental labs, pharmacies, and optical shops, earning it the nickname "Molar City." No other place in the world has so many dental providers relative to its population. Over 600+ dentists within a walkable urban footprint of roughly 2 km² are serving tourists coming for dental treatment. These dentists are Mexico-licensed and have affiliations like ADM and ADA. The ecosystem is supported by a dense network of pharmacies, optical shops, dental laboratories, budget hotels, restaurants, etc.
- Annually more than 3 million dental tourists visit Los Algodones. The tourist volume is gaining the momentum and reaching pre-pandemic stage. The peak season during November to April witnesses more than 6,000 visitors daily.
- Multi-location operator like Sani Dental Group, runs multiple chairs across several clinic units within the town, exemplifying the shift from solo practices to larger group structures. Leading providers have invested in CAD/CAM crown systems (CEREC-type), CBCT 3D scanning for planning implants, and intraoral scanners. Most of the clinics use top brands like Straumann, Nobel Biocare, Hiossen, etc. Their adoption of technology compares well with mid-tier US dental practices.

Closest US Cities to Los Algodones

Closest US Cities	Distance	Approx Drive Time
Andrade, CA	2.5 mi	11 min
Yuma, AZ	12 miles	20 min

source: Medical Tourism Corporation (MTC) – Los Algodones Border Dental Clinics

Travel Methods & Border Information

- Required temporary vehicle permit for car
- Bus travel is available from US to Los Algodones
- Flights available to Yuma International Airport

Border Crossing Hours:

- Yuma, AZ Border: 6 AM – 10 PM
- Andrade, CA Border: 6 AM – 10 PM

Parking Options:

- Quechan Parking Lot (Yuma, AZ): \$6/day, \$10 overnight
- Or park on US side and then walk across the border

What is the Best Time to Visit Los Algodones for Dental Work?

Period	Why This Time
Nov - April (Peak Season)	Mild weather, low humidity, comfortable for walking, tourist season with peak clinic availability.
May - Sept (Shoulder Season)	Less crowds, slightly warmer but manageable, easier appointments. Prices tend to drop.

source: Medical Tourism Corporation (MTC) – Dental Work in Los Algodones

Additional Benefits of Visiting Los Algodones

- ✓ Mild weather during November to April
- ✓ Easy border crossing - walk for few minutes to reach
- ✓ Best for combining dental work with tourism
- ✓ Experience Mexican cuisine and cultural heritage
- ✓ Mediplaza: All-in-one complex with clinics, dining, optical shops, and spa services
- ✓ Professional, bilingual dental staff
- ✓ State-of-the-art dental facilities

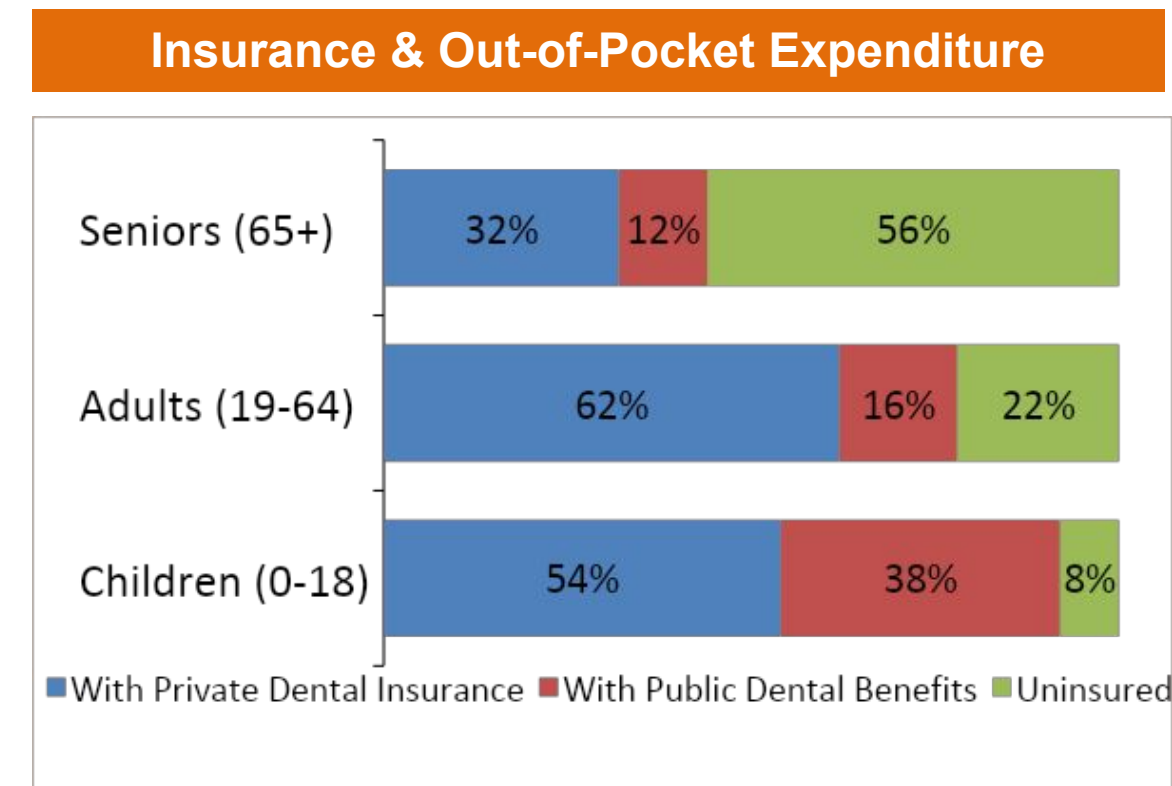
Cost & Pricing Analysis

Procedure-level Price Comparison (USD): US/Canada vs. Los Algodones					
Procedure	U.S. Cost	Canada Cost	Los Algodones Cost	Savings vs. U.S.	Savings vs. Canada
Titanium implant(implant only)	\$4,500	\$4,745	\$790	~82%	~83%
All-on-4 implants	\$24,000	\$22,630	\$8,110	~66%	~64%
PFM Crown	\$1,100	\$1,400	\$230	~79%	~84%
Zirconia Crown	\$1,300	\$1,200	\$350	~73%	~71%
Root Canal (molar)	\$1,100	\$1,000	\$220	~80%	~78%
Snap-on Denture (2 implants)	\$7,000	\$4,800	\$2,500	~64%	~48%
Tooth Extraction (surgical)	\$600	\$241	\$180	~70%	~25%
Teeth Whitening (in-office)	\$500	\$600	\$170	~66%	~72%
Veneer (porcelain)	\$1,765	\$1,500	\$350	~80%	~77%

source: Medical Tourism Corporation (MTC) – Los Algodones Dental Price List

Total Trip Cost Model — Distant Visitors (Phoenix/Los Angeles)							
Cost Components	Travel	Hotel	Meals	Dental Treatment	Total Trip Cost	U.S. Equivalent Cost	Net Patient Saving
Day-Tripper (Yuma)	\$10 - \$20	\$0	\$30 - \$50	\$350	\$390 - \$420	\$1,300	\$880 - \$910
Weekend Traveler (Phoenix)	\$90 - \$110	\$90 - \$120/night	\$60 - \$100	\$350	\$590 - \$680	\$1,300	\$620 - \$710
Extended Stay (LA/national)	\$300 - \$450	\$70 - \$100/night	\$40 - \$70	\$350	\$760 - \$970	\$1,300	\$330 - \$540

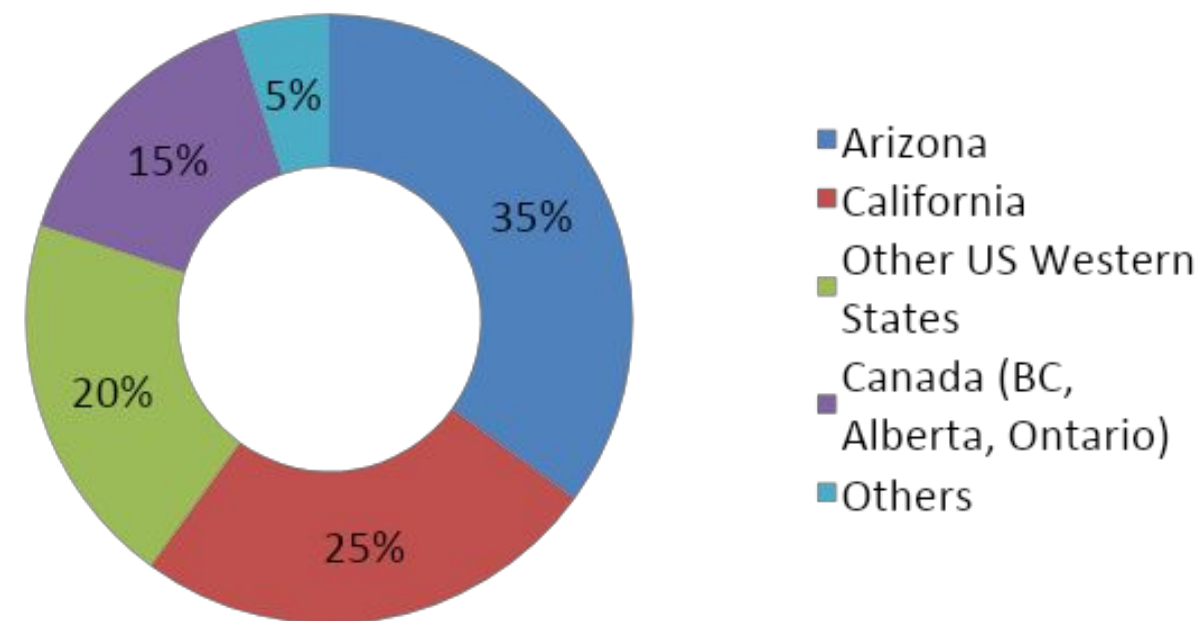
source: MTC – Calculated for Zirconia Crown - Los Algodones Dental Price List



- According to ADA Health Policy Institute (2025), about 56% of Americans aged 65+ and 22% of young adults aged 19-64 do not have dental insurance. Out of pocket spending on dental care is 4 times higher than that of general health spending. The U.S. dental insurance usually does not cover out-of-network care in Mexico.
- However, many indemnity plans and some PPOs provide reimbursement after you submit receipts, X-rays, and a pre-treatment estimate. Most clinical implant hardware and prosthetic components are not covered, no matter where the treatment occurs. The insurance situation significantly influences the demand in Los Algodones.

Patient Demographics & Behavior

Traveler Origin



- The patient base is mostly American, with a smaller portion from Canada. This pattern is influenced by geographic closeness and seasonal migrations.
- Many of these patients are seniors who spend the winter months in Yuma. This group, often referred to as snowbirds, migrates from colder areas to the desert Southwest from November to April. Arizona and California have the most patients year-round because of their proximity to the Andrade crossing.
- Washington, Oregon, and states in the Mountain West contribute patients through fly-drive options.
- Canadians, especially from British Columbia, Alberta, and Ontario, winter in the Yuma/Phoenix area and often make day trips across the border.
- A smaller but growing number of younger, uninsured Americans come from further away specifically for high-value procedures like implants and All-on-4 restorations.

- The main patient group consists of uninsured or underinsured retirees or near-retirees, aged 55 to 75. They live on a fixed income and have significant dental needs due to cost issues. Academic research and clinic marketing materials often highlight this group.
- In addition, there is a growing segment of working-age adults, aged 35 to 55, who have insufficient insurance and need restorative procedures that exceed their annual benefits. Implants, crowns, and root canals are the most commonly requested procedures among these patients.

Age, Income, Insurance Status & Primary Procedures

Segment	Age Range	Income Range	Insurance Status	Primary Procedures
Core Retiree / Snowbird	65–80	\$40K–\$80K	No/limited dental insurance (56%)	Major restorative (implants, dentures)
Pre-retirement Adult	50–65	\$50K–\$100K	Underinsured (caps exhausted)	Crowns, bridges, root canals
Uninsured Worker	30–50	\$30K–\$60K	No dental insurance	Extractions, fillings, basic care
Cosmetic-motivated	25–45	\$60K–\$120K	Insurance won't cover cosmetics	Veneers, whitening, implants
Canadian Snowbird	60–75	\$45K–\$90K	Provincial plan + limited top-up	Full-mouth reconstruction

Repeat Visitation Rates & Referral Patterns

- Multi-phase procedures usually lead to repeat visits. For example, dental implant treatment requires at least two appointments: the initial placement and a follow-up for the crown attachment after 3 to 6 months of osseointegration. This creates a built-in reason for patients to return. Clinics see many patients coming back, and word-of-mouth referrals make up about 40% of new patient acquisition.
- Online reviews on platforms like Google, Yelp, and Facebook have become the main way people discover clinics, making up about 30% of new patients. Social media communities and Reddit forums focused on dental tourism are also growing quickly. In contrast, traditional street-level referrals have dropped to around 10% of new patient acquisition as the market shifts to digital methods.

Quality, Safety & Regulatory Environment

Mexican Dental Licensing & Accreditation Standards

Key Regulatory Standards:

- NOM-013-SSA2-2015: Prevention and control of oral diseases; infection prevention in dental settings
- NOM-016-SSA3-2012: Infrastructure and equipment standards for consultorios
- NOM-004-SSA3-2012: Clinical records (expediente clínico) requirements
- COFEPRIS Aviso de Funcionamiento : Mandatory clinic registration
- Cédula Profesional (SEP): Individual dentist licensing

International Credentials

- American Dental Association (ADA) affiliation
- American Academy of Cosmetic Dentistry (AACD) accreditation
- International Congress of Oral Implantologists (ICOI)
- American Academy of Implant Dentistry (AAID)
- ISO-certified sterilization protocols

- Mexican dentists become licensed through a specific process. This includes a 4 to 5 year undergraduate dental program at one of Mexico's 83+ dental schools, followed by a national general exam. Graduates from public universities must complete one year of social service in underserved communities before receiving the Cédula Profesional, which is their professional license. Specialists take an additional 2-year postgraduate program. The Asociación Dental Mexicana (ADM), which is Mexico's national dental association, requires members to complete 40 hours of continuing education every two years to maintain their membership. Clinical hygiene and infection control standards follow Mexican standard NOM-013-SSA2-2015, which focuses on the prevention and control of oral diseases. Many clinics in Los Algodones voluntarily adopt CDC and OSHA-equivalent sterilization methods and use ISO-certified autoclave systems to attract and keep international patients.
- To practice dentistry legally in Mexico, practitioners must hold a Cédula Profesional. This national professional license is issued by Mexico's Secretaría de Educación Pública (SEP) upon finishing an accredited dental program. Clinics also need to file an Aviso de Funcionamiento with COFEPRIS, which is Mexico's federal health regulator.
- A 1999 Mexican standard made it mandatory to biologically monitor dental sterilizers. This reinforced proper cleaning, disinfection, and barrier use in dental offices.

Patient Outcomes & Satisfaction

- Overall, patients generally report high satisfaction when they carefully choose their clinics.
- The average online review scores for leading clinics on Google and Yelp range from 4.6 to 5.0 out of 5.0, based on thousands of reviews.
- Success rates for implant retreatments for failed root canals range from 70 to 80%, indicating strong procedural skill at well-established clinics.

Complaint & Adverse Event Landscape

- Patients experiencing complications have recourse through Mexico's official complaint channels
- CONAMED (Comisión Nacional de Arbitraje Médico): Medical arbitration & conciliation, including dental disputes. Online filing available; in-person attendance rarely required.
- COFEPRIS Denuncia Sanitaria: Sanitary complaints for violations of NOM standards (infection control, infrastructure).
- State arbitration commissions: Baja California state-level oversight.
- There is no centralized cross-border adverse event registry exists for dental tourism. Complaints typically arise from communication failures in treatment planning, insufficient follow-up for multi-stage procedures, and variability in clinical standards across the clinics.
- The U.S. patients seeking redress face jurisdictional barriers as the U.S. dental boards have no authority over Mexican licensees, and Mexican regulatory complaints must be filed with COEPRIS Baja California or COFEPRIS at federal level.

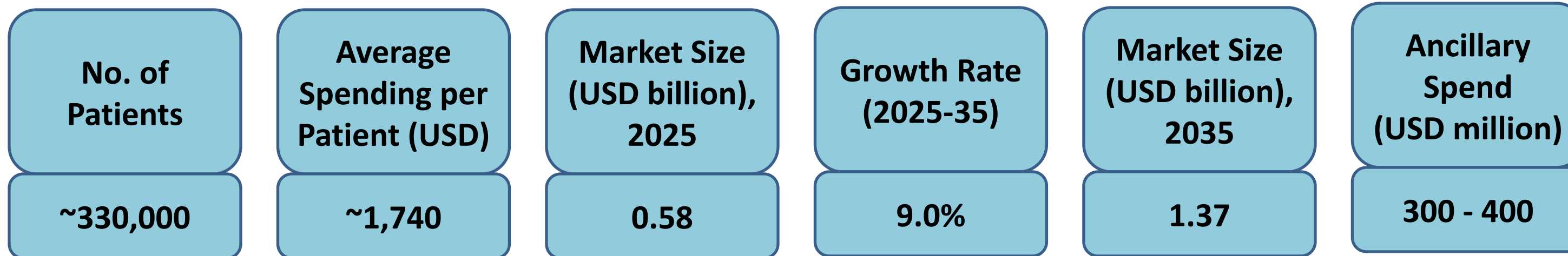
Cross-Border Regulatory Gaps & Oversight

- **No cross-border complaint mechanism:** Redress limited to Mexican agencies
- **Inconsistent clinic quality:** Due diligence burden on patient
- **Follow-up care complexity:** Geographic barrier to continuity of care
- **Insurance reimbursement friction:** Upfront cash payment; delayed partial reimbursement
- **Language / documentation:** US dentists may not have treatment records

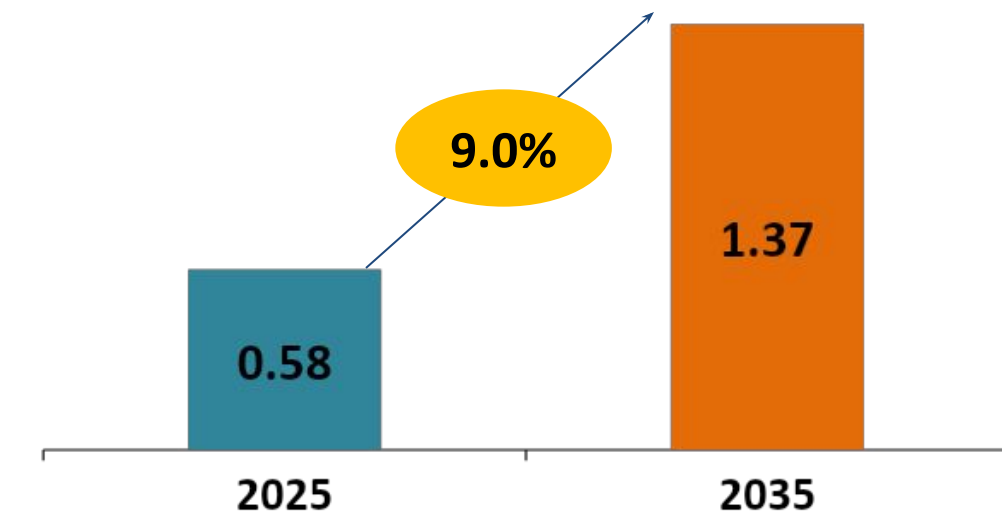
The absence of a unified cross-border outcome tracking system makes epidemiological monitoring of adverse events impossible.

Economic Impact & Local Ecosystem

Estimated Annual Revenue from Dental Tourism



Market Size (USD billion), 2025-2035



Employment & Ancillary Business Activity

Employment Category	Estimated Workers	Employed by Dental Sector
Dentists (General & Specialists)	600+	Direct
Dental Assistants & Hygienists	1,000–2,000	Direct
Dental Lab Technicians	300–600	Direct
Pharmacy / Optical staff	400–800	Indirect
Hotel / Accommodation Staff	100–200	Indirect
Restaurants & Food Service	200–400	Indirect
Patient Coordinators / Promoters	200–500	Direct
Transport & Shuttle Services	50–100	Indirect

- The dental economy in Los Algodones relies heavily on a network of related businesses that depend on dental tourists.
- An estimated 2,000 to over 4,000 workers are employed directly in this sector in Los Algodones.
- The local economy is so reliant on dental tourism that the downturn in snowbird traffic during 2024 and 2025 left clinics unable to pay rent and forced experienced dentists to enter partnership arrangements.
- Wages in dental clinics in Los Algodones are higher than the average in Baja California because they earn in USD.

Cross-border economic spillover - Yuma, AZ and Region

US-Side Beneficiary	Revenue Driver
Border parking (Quechan Tribe + private)	Millions of vehicle days × \$10/day, around \$20-\$40 million
Yuma hotels & RV parks (winter season)	76,000+ winter visitors (Yuma Co. data)
Yuma restaurants / retail	Day trippers spending pre/post crossing – around \$50-\$100 million
US pharmacies (follow-up meds)	Patients filling prescriptions on US side
Yuma Regional Medical Center	Rare emergency complications
AZ state tax revenue (sales tax)	Tourist spending in Yuma area

- Dental tourism in Los Algodones creates noticeable economic benefits for the Yuma, Arizona metro area and the larger region. Patients and their companions spend money on accommodations in Yuma-area hotels and RV parks, fuel and vehicle services, meals, and shopping on the U.S. side. They also purchase flights into Yuma Regional Airport (IYK).
- The Medical Tourism Association points out that patients often mix treatment with travel; they bring family members and spend days or weeks abroad. This trend boosts regional spending. An estimated 6,000 Americans cross through the Yuma port of entry daily for Los Algodones medical and dental services, generating revenue from taxis, parking, retail, and food on the U.S. side.
- The dental cluster in Algodones creates considerable economic activity in the U.S. Yuma County data show that over 76,000 winter visitors. Beneficiaries on the U.S. side include the Quechan Tribe's border parking operations, Yuma hotels and RV parks that fill to capacity during peak dental season, restaurants, etc.
- The travel spending in the Yuma area is strongly supported by this cross-border flow.

Trends, Risks & Outlook (2025–2027)

Post-pandemic Recovery Trajectory and 2024–2025 Volume Trends

- There is an increase of 9.9% year over year in BTS border crossing data from 2025, which shows that pedestrian crossings from Mexico has increased, reaching 44.8 million nationwide. In contrast, personal vehicle crossings dropped by 5.1%. At the Andrade/San Luis ports, which serve as the main gateway to Los Algodones, passenger vehicle traffic has almost returned to 2019 levels, but pedestrian traffic, significant for dental tourists, remains well below pre-pandemic highs.
- An analysis of Google Trends shows a growing interest in 'Mexico dentist' searches, indicating that demand is rising even though actual crossings have not fully recovered. The main factor driving this demand is the difference between dental costs in the US and what consumer insurance covers. This gap has likely worsened after the pandemic, suggesting that recovery is possible if border friction decreases.

Border Security, Travel Advisories, and Patient Confidence

- The biggest near-term risk to Los Algodones dental tourism is border issues. The 2024-25 season highlighted this clearly. Strict inspection processes, a new and confusing customs facility, and increased media focus on general security problems in Mexico caused many winter visitors to stay away. The town's dental association is pushing for policy changes and better border infrastructure to regain visitor confidence.
- The perception of risk often has just as much impact as actual risk on travel decisions. After August 2025, the US State Department issued a broad Level 2 advisory for all of Mexico, citing terrorism, crime, and kidnapping, with Baja California specifically rated Level 3, which means "Reconsider Travel." Importantly, the only travel restriction in Baja California is for Mexicali Valley.
- US government employees can visit the Andrade/Los Algodones corridor without extra restrictions. Industry leaders stress that Los Algodones relies heavily on US tourists, which creates strong local reasons to maintain safety.
- However, the wording of advisory notices creates a perception risk that discourages first-time visitors, even when safety in the dental district is well-managed.

Impact of US Dental Insurance Policy Changes

- The ADA HPI has noted a slow but steady growth in Medicare dental benefits. Government spending on dental programs rose 9% in 2024, mainly due to Medicare expansions. If Medicare Part B were to include significant dental coverage, a debated issue, it might lower demand from the 65+ patient group. However, even in the best-case expansion scenarios, cost-sharing, network limits, and annual benefit caps, which is typically \$1,000 to \$2,000, would likely make major restorative work, like implants and full-mouth reconstruction, too expensive for many seniors. This would keep cross-border demand strong. On the other hand, any cuts to Medicaid dental benefits for adults at the state level would lead to more uninsured individuals and increased patient flow across borders.
- In 2025, 38 states plus District of Columbia had improved Medicaid dental benefits for adults, according to the ADA. This could theoretically lower the number of uninsured or underinsured people, but it has little effect on demand in Los Algodones for two reasons: first, Medicaid reimbursement rates are low, and fewer dentists participate; second, the main demographic in Los Algodones i.e. retirees on Medicare, still lacks federal dental coverage through traditional Medicare. Republicans' One Big Beautiful Bill Act 2025 is expected to reduce Medicaid spending by \$900 billion over the next decade, which will likely increase the number of uninsured people and boost cross-border demand.

Digital Health, Teledentistry, and Technology Adoption

- Leading clinics in Los Algodones are now offering pre-visit teledentistry consultations. This allows US and Canadian patients to send in X-rays, receive treatment plans, and get cost estimates before they decide to travel. This change helps close the gap in information that once held back first-time visitors. It is also expanding the market beyond day-trippers from the Yuma area to include fly-in patients from all over North America.
- The leading clinics in Los Algodones are now using technologies similar to those in the US. They are using CBCT (Cone Beam CT) 3D scanning for planning implants and intraoral scanners instead of physical impressions. They also have CAD/CAM systems for same-day crown fabrication (like CEREC), along with digital smile design software. The rise in CAD/CAM and CBCT technology has made it possible for same-day restorations, which cuts down the need for multi-day stays. Teledentistry is frequently used for pre-visit consultations; patients can upload X-rays and photos to obtain remote treatment plans and price estimates before they travel. Clinic websites and patient portals now often allow for remote pre-authorization. This helps reduce the information gap that has historically made dental tourism a higher risk. It should also support ongoing demand growth from tech-savvy younger patients.

Trends, Risks & Outlook (2025–2027)

Competitive Landscape: Other Dental Tourism Destinations

Destination	Key Advantages	Typical Savings vs. U.S.	Barrier for US patients
Tijuana, Mexico	Larger city infrastructure, more specialists	~60–75%	Low (short drive from SD)
Cancún / Mexico City	Tourism infrastructure, luxury clinics	~50–65%	Moderate (flight required)
Costa Rica	Established dental tourism, English-speaking	~45–65%	Moderate (3h+ flight from US)
Colombia (Medellín)	Very low cost, high quality growth	~50–70%	Moderate–high (flight, language)
Hungary / Poland	EU-standard care, popular from UK/W. Europe	~40–60%	High (transatlantic flight for US)
Thailand / India	Lowest global costs, specialised hospitals	~50–75%	Very High (long-haul flight)

- Los Algodones' structural advantage, which includes being close to a large group of cost-sensitive retirees, not needing a visa, accepting USD, offering same-day treatment, and having a strong reputation built over decades, is hard for other locations to copy for North American patients.
- The global dental tourism market is expanding, but Los Algodones still holds a leading position among US and Canadian patients.



Thank You !

